

MECKLENBURG CO.

2022 | EVALUACIÓN DE LAS FORTALEZAS Y NECESIDADES DE LA COMUNIDAD LATINA

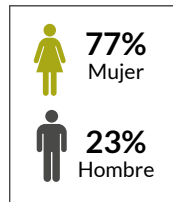
SCANEA PARA
VER EL REPORTE



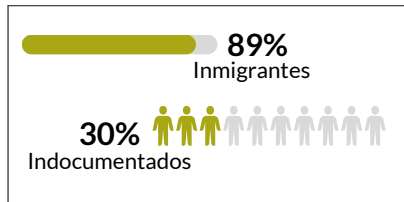
DATOS DEMOGRÁFICOS

Estos resultados se basan en 458 latinos que viven en el Condado de Mecklenburg.

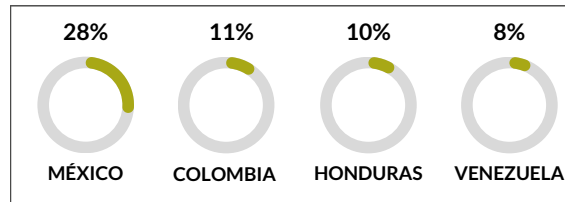
GÉNERO



INMIGRACIÓN



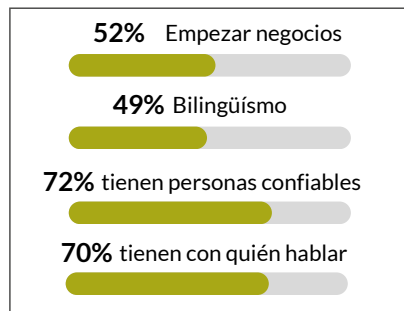
PAÍSES MÁS REPRESENTADOS*



*En los resultados de la encuesta estaban representados 18 países diferentes

FORTALEZAS

FORTALEZAS PRINCIPALES



de los padres, quieren que sus hijos mantengan la cultura y la herencia latina

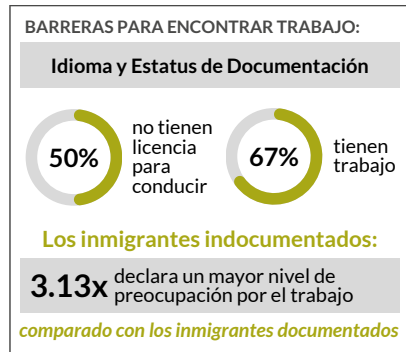
"SI [LOS NIÑOS LATINOS] SE LO DEDICAN A MANTENERLES EL ESPAÑOL COMO IDIOMA ALTERNATIVO, ESTOS NIÑOS VAN A SER MUY VALORADOS, REALMENTE..."

CUANDO LOS LATINOS TIENEN UNA NECESIDAD VAN A:

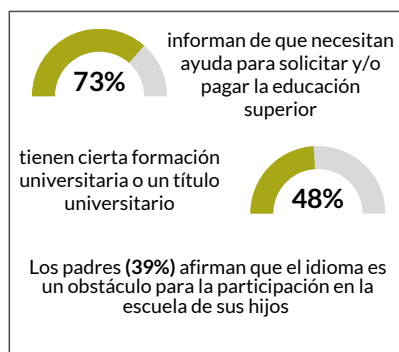


NECESIDADES

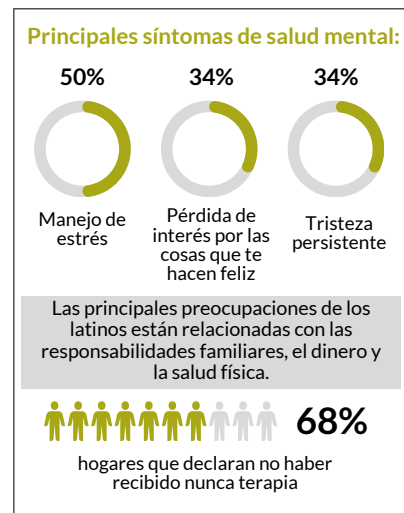
EMPLEO



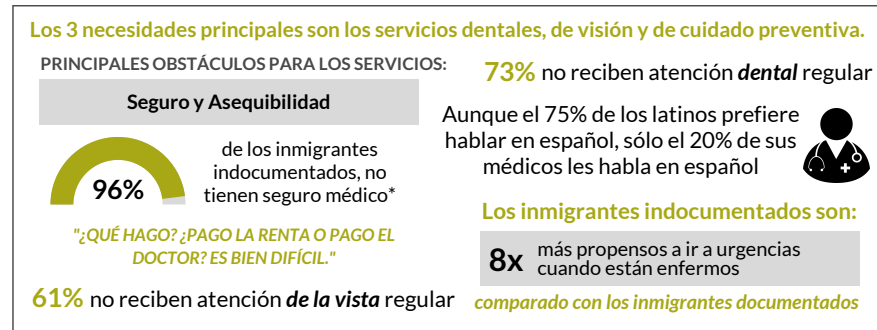
EDUCACIÓN



SALUD MENTAL



SALUD FÍSICA



CAMINO

@CaminoResearchInstitute

www.camino.org/research

MECKLENBURG CO.

2022 | LATINO COMMUNITY STRENGTH AND NEEDS ASSESSMENT

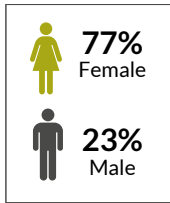
SCAN FOR
FULL REPORT



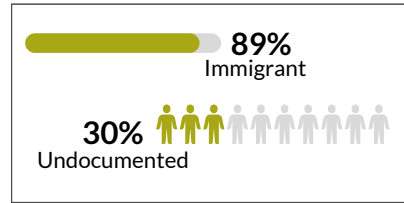
DEMOGRAPHICS

These findings are based on 458 Latinos living in Mecklenburg County.

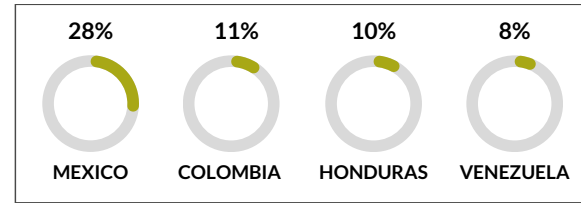
GENDER



IMMIGRATION



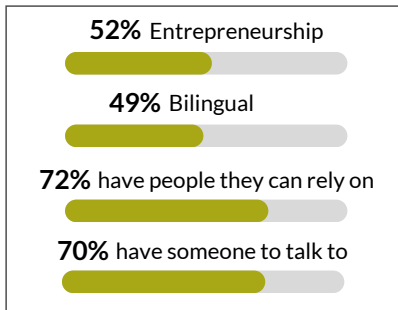
TOP COUNTRIES REPRESENTED*



*18 different countries were represented in the survey results

STRENGTHS

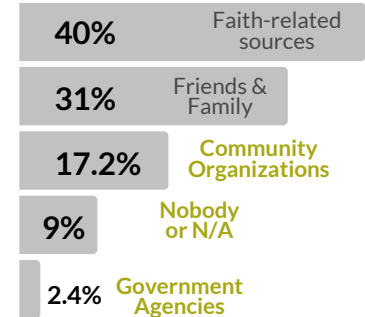
TOP STRENGTHS



of parents want their children to maintain Latino culture and heritage

"IF THEY [LATINO CHILDREN] DEDICATE TO MAINTAINING SPANISH AS AN ALTERNATIVE LANGUAGE, THOSE CHILDREN ARE GOING TO BE HIGHLY VALUED..."

WHERE LATINOS GO WHEN THEY HAVE A NEED:



NEEDS

EMPLOYMENT

TOP BARRIERS TO FINDING WORK:

Language & Documentation Status

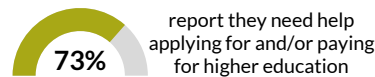


Undocumented immigrants are:

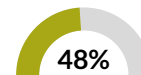
3.13x more likely to report higher level of work-related worry

compared to documented immigrants

EDUCATION



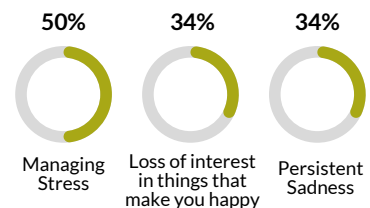
have some college education or a college degree



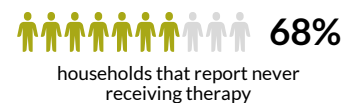
Parents (39%) report experiencing language as a barrier to involvement in their child's school

MENTAL HEALTH

Top Mental Health Symptoms:



Top rated worries experienced by Latinos are related to family responsibilities, money, and physical health.

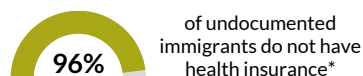


PHYSICAL HEALTH

Top 3 needs are dental, vision, and preventative care services.

TOP BARRIERS TO SERVICES:

Insurance & Affordability



"...WHAT DO I DO? PAY THE RENT OR PAY THE DOCTOR? IT IS VERY DIFFICULT."

61% do not get regular vision care

73% do not get regular dental care

While 75% of Latinos prefer to speak Spanish, only 20% of their doctors speak to them in Spanish



Undocumented immigrants are:

8x more likely to go to the ER when they are sick

compared to documented immigrants

CAMINO

@CaminoResearchInstitute

www.camino.org/research